

Main Draw

```

graph LR
    R1_1["[1] Jack BRADLEY  
11-8, 7-11, 11-6, 11-8  
Tim SHAW"] -- "11-8, 11-9, 11-13, 4-11, 11-3" --> QF1["[1] Jack BRADLEY"]
    R1_2["Brian ARMSTRONG  
6-11, 5-11, 3-11  
Joshua WOODWARD"] -- "" --> QF1
    R1_3["Michael BROWN  
6-11, 4-11, 11-7, 11-5, 6-11  
Tim MELSOM"] -- "2-11, 5-11, 5-11" --> QF2["[4] Callum DUNGEY"]
    R1_4["Tom PALFREYMAN  
11-6, 7-11, 11-7, 4-11, 4-11  
[4] Callum DUNGEY"] -- "" --> QF2
    R1_5["[3] Grace PATTISON  
9-11, 11-5, 11-3, 11-9  
Mel SHUTT"] -- "11-8, 11-9, 8-11, 8-11, 11-2" --> QF3["[3] Grace PATTISON"]
    R1_6["Lee BAUMWOL  
11-7, 10-12, 8-11, 5-11  
Rum CYRUS"] -- "" --> QF3
    R1_7["Mark HUDSON  
11-6, 8-11, 11-8, 11-9  
Tavis BELL"] -- "9-11, 11-8, 12-10, 11-7" --> QF4["Mark HUDSON"]
    R1_8["David COWELL  
6-11, 11-4, 14-12, 9-11, 9-11  
[2] Edward STRUGNELL"] -- "" --> QF4
    QF1 -- "6-11, 11-6, 6-11, 7-11" --> SF1["[4] Callum DUNGEY"]
    QF2 -- "" --> SF1
    QF3 -- "11-6, 11-2, 11-1" --> SF2["[4] Callum DUNGEY"]
    QF4 -- "" --> SF2
    SF1 -- "" --> F1["[4] Callum DUNGEY"]
    SF2 -- "" --> F1
  
```


The diagram illustrates the tournament structure starting from the Main Draw. It shows the progression through four rounds: Round 1 (Main Draw), Quarter-Finals (QF), Semi-Finals (SF), and the Final. Players are listed in boxes representing their performance in each round, with scores indicating the results of matches. The final winner is [4] Callum DUNGEY.

[1] Jack BRADLEY	
5-11, 11-9, 6-11, 3-11	[3] Grace PATTISON
[3] Grace PATTISON	

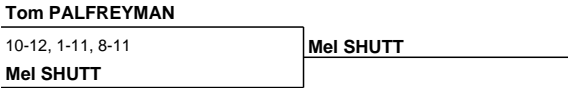
Joshua WOODWARD		
11-9, 11-9, 9-11, 11-7	Joshua WOODWARD	
Tim MELSOM		
	11-3, 11-8, 4-11, 11-2	Joshua WOODWARD
Rum CYRUS		
5-11, 14-12, 11-6, 11-7	Rum CYRUS	
[2] Edward STRUGNELL		

Tim MELSOM	
4-11, 8-11, 10-12	[2] Edward STRUGNELL
[2] Edward STRUGNELL	

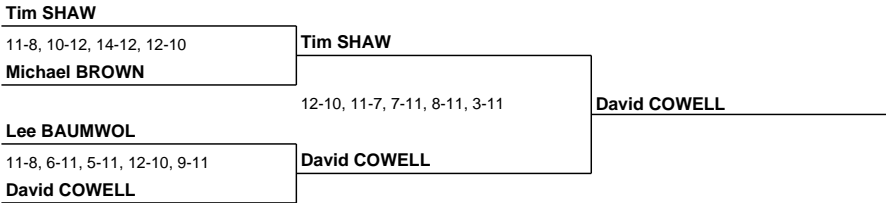
Position 9-16



Position 11-12



Position 13-16



Position 15-16

